JAD DESIGN GROUP INC.	The Stabile Companies	Peterborough - Vine Street	A 1.0
	Custom Home Builders		

Left Side Elevation

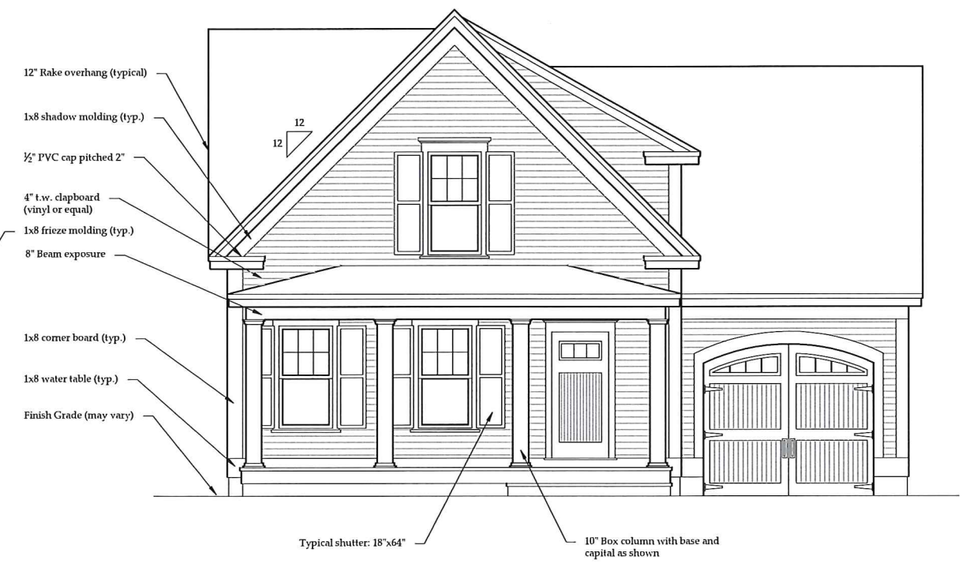

Front Elevation

CONTRACTOR TO VERIFY ALL DIMENSIONS AND STRUCTURAL MEMBERS PRIOR TO STARTING CONSTRUCTION. BUILDING IS TO BE CONSTRUCTED TO ALL STATE AND LOCAL BUILDING CODES.

JAD DESIGN GROUP INC.
P.O. BOX 728 AMHERST, NH 03031
PHONE: (603) 578-1330
FAX: (603) 578-1332

Job : 2625_3
Ref :
Date: 2/16/16
Rev :

The Stabile Companies
Peterborough, NH

Custom Residence
Custom Homes

Exterior Elevations
Scale : 1/8" = 1'-0"

SHEET
A-2.1

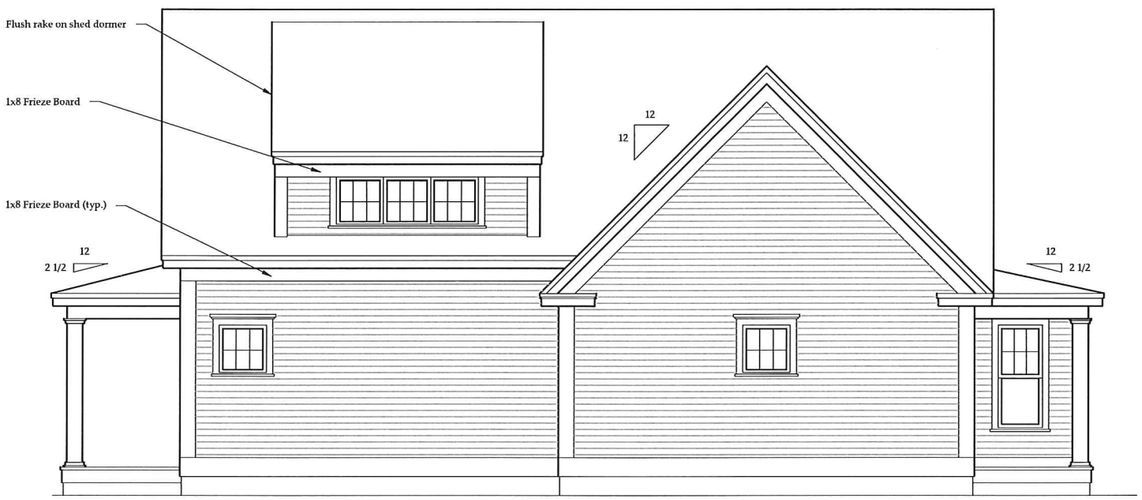

Right Side Elevation

Rear Elevation

CONTRACTOR TO VERIFY ALL DIMENSIONS AND STRUCTURAL MEMBERS PRIOR TO STARTING CONSTRUCTION. BUILDING IS TO MEET OR EXCEED ALL STATE AND LOCAL BUILDING CODES.

JAD DESIGN GROUP INC.
P.O. BOX 728 AMHERST, NH 03031
PHONE: (603) 578-1330
FAX: (603) 578-1332

Job : 2625_3
Ref :
Date: 2/16/16
Rev :

The Stabile Companies
Peterborough, NH

Custom Residence
Custom Homes

Exterior Elevations
Scale : 1/8" = 1'-0"

SHEET
A-2.2

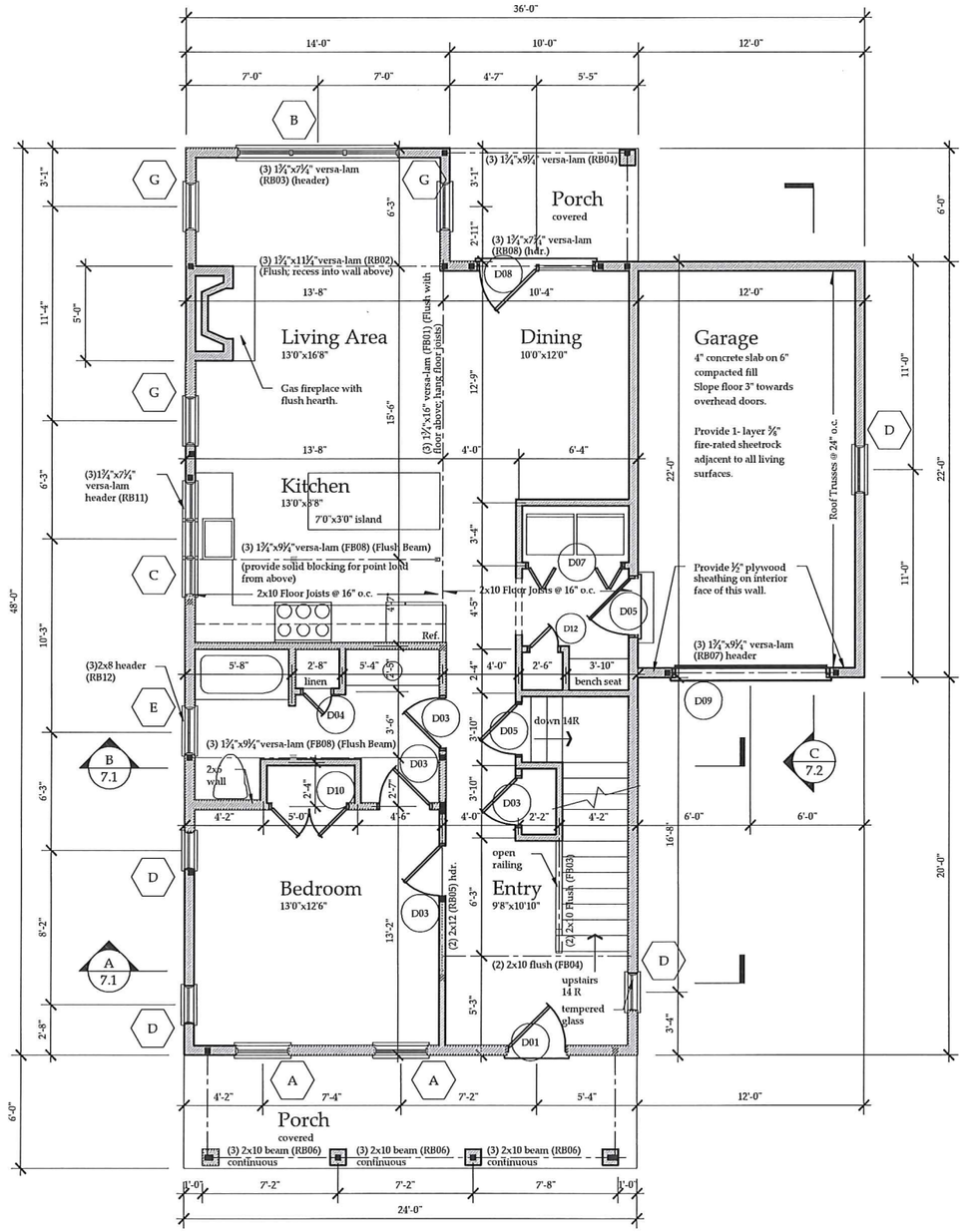

Main Floor Plan

Notes :

1. 8'-0" Wall Height.
2. All interior door headers to be 2-2x8 unless otherwise noted.
3. All exterior window & door headers to be 3-2x8 unless otherwise noted.
4. Refer to Engineering Beam Calcs for beam posting and connection requirements.
5. All window heads @ 7'0" A.F.F. unless otherwise noted.
6. All window sills greater than 6'0" above finish grade must be 24" above finish floor (unless provided for by window guard)

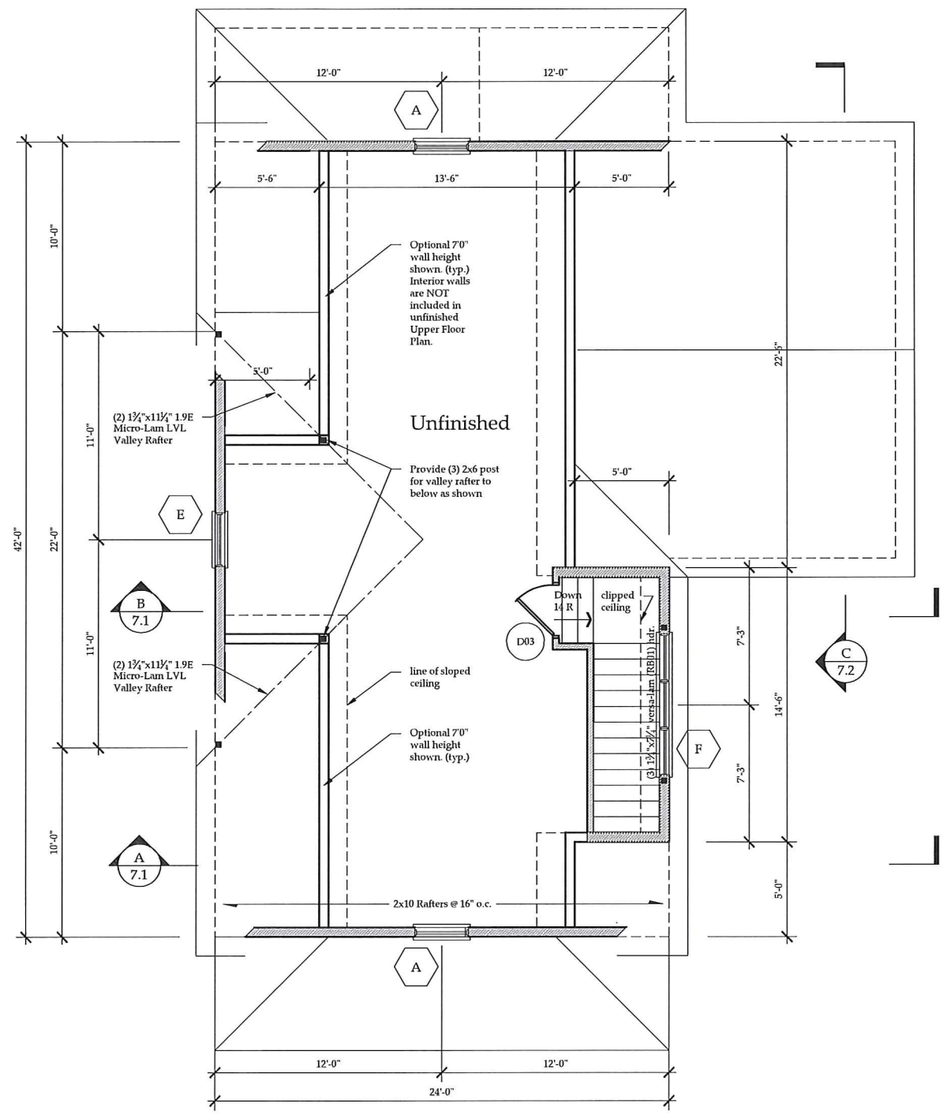

Upper Floor Plan

Notes:

1. 8'-0" Ceiling height.
2. All interior door headers to be 2-2x8 unless otherwise noted.
3. All exterior window headers to be 3-2x8 unless otherwise noted; headers to be flush w/ ceiling joists.
4. Window head heights to be @ 7'-5" A.F.F. (unless otherwise noted); window sills to be 2'-0" A.F.F. as per code requirement.
5. Provide 22"x30" (minimum) scuttle hole access to attic as per code requirement.
6. Refer to Engineering Beam Calcs for beam posting and connection requirements.

CONTRACTOR TO VERIFY ALL DIMENSIONS AND STRUCTURAL MEMBERS PRIOR TO STARTING CONSTRUCTION. BUILDING IS TO MEET OR EXCEED ALL STATE AND LOCAL BUILDING CODES.

JAD DESIGN GROUP INC.
P.O. BOX 728 AMHERST, NH 03031
PHONE: (603) 578-1330
FAX: (603) 578-1332

Job : 2625_3
Ref :
Date: 3/8/16
Rev :

The Stabile Companies
Peterborough, NH

Custom Residence
Custom Homes

Floor Plans
Scale : 1/8" = 1'-0"
1092 square feet Main Floor

SHEET
A-3.1

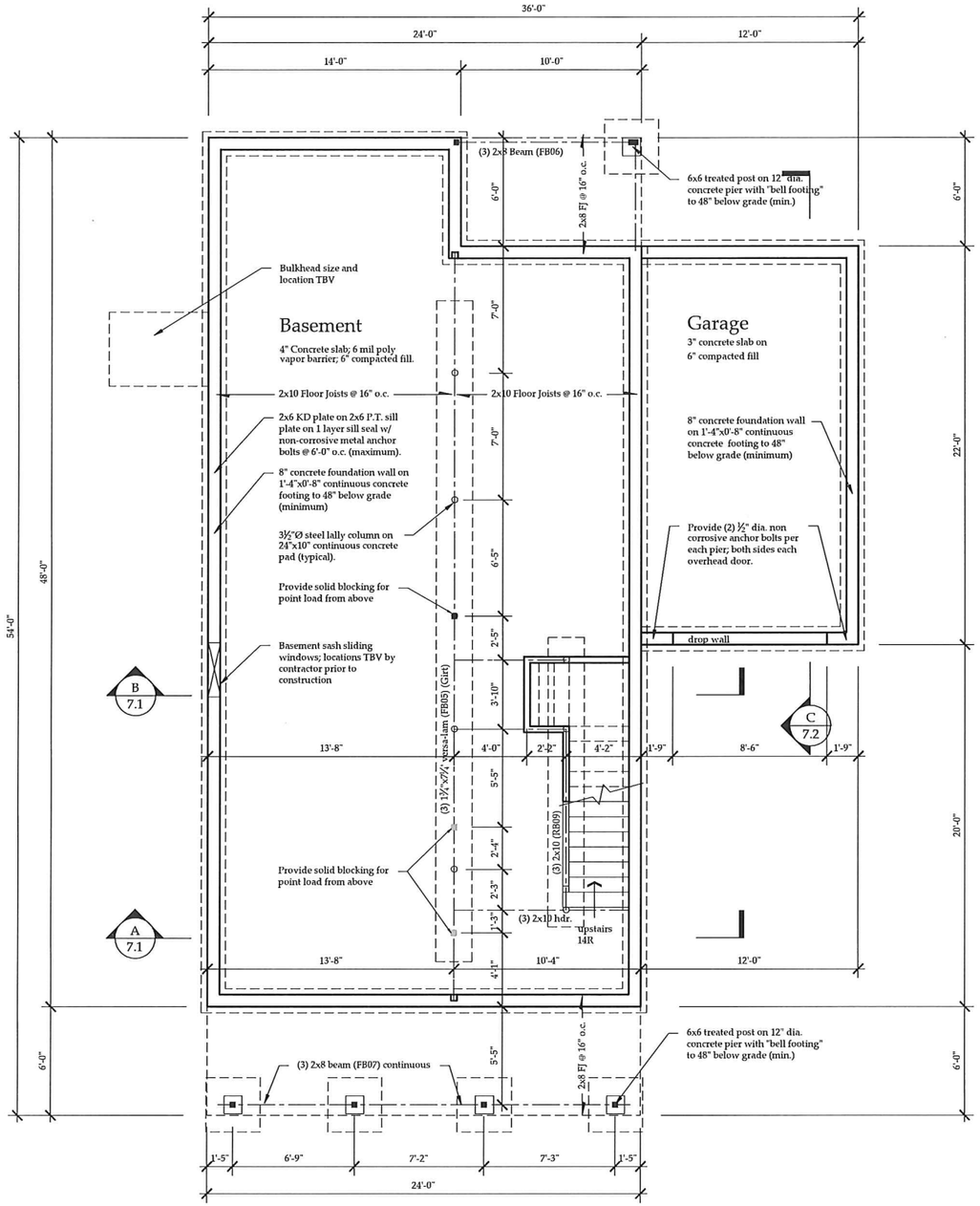

Foundation Plan

Notes :

1. 8'0" Pour height.
2. Foundation wall elevations & drops to be field verified by contractor prior to starting construction.
3. Bulkhead size & location to be field determined by contractor.

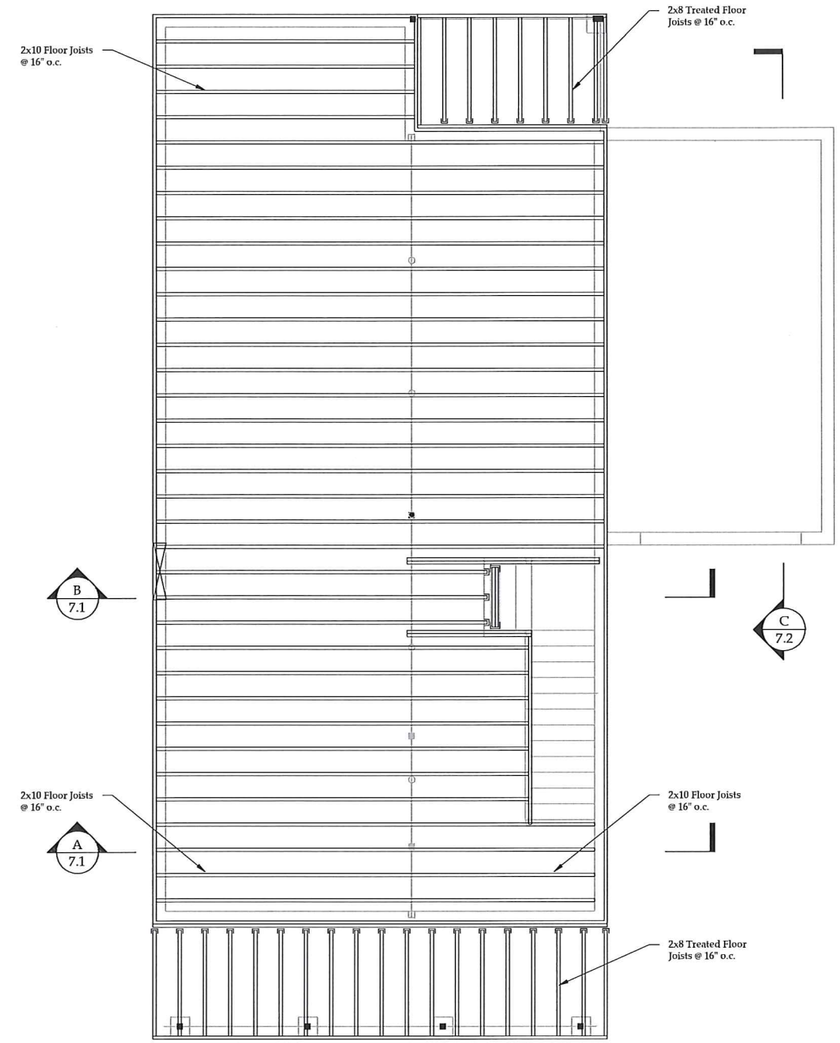

Main Floor Framing

1. All framing lumber to be SPF#2 or better unless otherwise noted.
2. Refer to engineering beam calculations for required beam posting specifications.

DESIGN LOADS

	LIVE	DEAD	TOTAL
MAIN FLOOR	40	10	50
UPPER FLOOR	40	10	50
CEILING	20	10	30
ROOF	75	15	90

CONTRACTOR TO VERIFY ALL DIMENSIONS AND STRUCTURAL MEMBERS PRIOR TO STARTING CONSTRUCTION. BUILDING IS TO MEET OR EXCEED ALL STATE AND LOCAL BUILDING CODES.

JAD DESIGN GROUP INC.
P.O. BOX 728 AMHERST, NH 03031
PHONE: (603) 578-1330
FAX: (603) 578-1332

Job : 2625_3
Ref :
Date: 2/16/16
Rev :

The Stabile Companies
Peterborough, NH

Custom Residence
Custom Homes

Foundation / Main Floor Framing
Scale : 1/8" = 1'-0"

SHEET
A-5.1